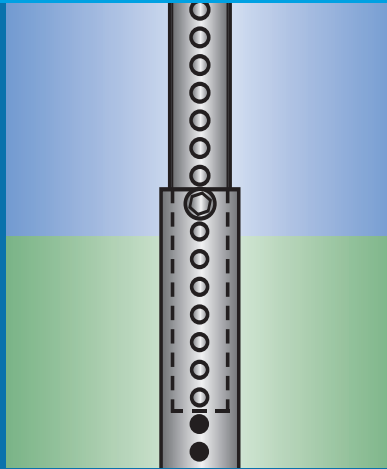


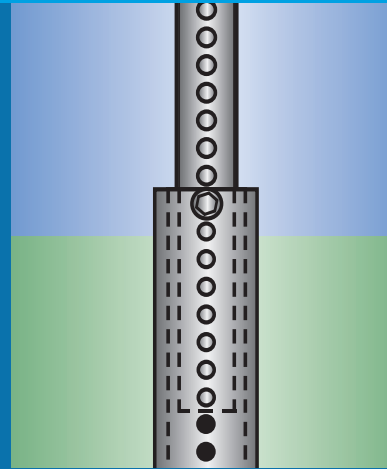
Easy & Safe FHWA Approved System Installation

Note: All anchors should be 12 gauge Telespar tubing



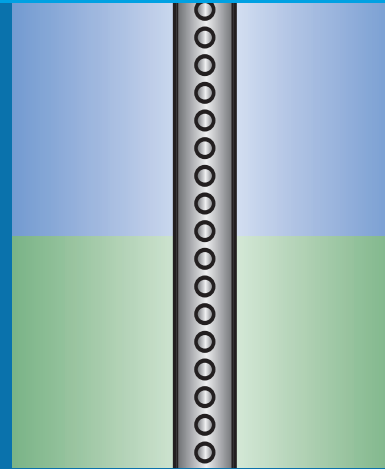
SINGLE BREAKAWAY ANCHOR

A single breakaway anchor system allows work crew to perform ground level installations and rapid replacement of signposts after vehicle impact. When installing the system, the anchor should be one size larger than the signpost and driven using an appropriate size drive cap. All anchors should be driven into the ground leaving 1 to 2 holes exposed for signpost connection.



TWO PIECE BREAKAWAY ANCHOR

High impact installations require constant replacement of damaged posts and anchors. An additional 18" outer sleeve, one size larger than the anchor, is used to double the anchor wall thickness at the critical bending area. This system will provide quick replacement of damaged signposts without the need to reinstall a new anchor into the ground.



DIRECT EMBEDDED

Signposts can be driven directly into the ground without anchoring sections, using a drive cap with sledge or power equipment.

For more information about Qwik-Punch signposts, contact your local Telespar representative.



TRAFFIC PRODUCTS GROUP

16100 S. Lathrop Avenue | Harvey, IL 60426-6021

P: 1-800-882-5543 | F: 1-877-696-2701

www.alliedtube.com/telespar

Qwik • Punch®

signposts with die-cut knockouts



Qwik Punch

Signposts that are easy on the eyes,
easy on the budget, easy on maintenance,
extra tough against the elements, and
best of all, easy to install!

Looks Great!

Allied's Qwik-Punch signposts stay straighter than galvanized U-channel, wood or round posts with cross and cap brackets. Properly installed, Qwik-Punch square signposts are more resistant to twisting, bending, and leaning, even in high wind conditions.

Qwik-Punch signposts are also corrosion resistant, retaining a cleaner, brighter finish than other signposts. Its solid appearance is more aesthetically pleasing than U-channel or wood.

Costs Less!

By using square signposts, signs can be easily mounted to all four sides, without the added need for expensive brackets and caps.

Because Qwik-Punch signposts are square, signs can be mounted directly to all 4 sides. Signs can be simply attached using drive rivets or other fasteners.

Hot-dipped Flo-Coat® 99.99% pure zinc galvanizing

Conversion coating

Clear polymer coating

Cold-formed steel provides high tensile strength

Elements of Section

O.D. Size-in.	Ga./Nom. Wall Thickness-in.	Weight lbs./ft.	Effective Area A=in.2	Effective Section Modulus S=in.3	Effective Moment of Inertia I=in.4	Effective Radius of Gyration R-in.
1-3/4 x 1-3/4	14/0.083	1.882	0.392	0.230	0.201	0.716
2x2	14/0.083	2.164	0.474	0.296	0.296	0.790



A minimum 30" piece of 12 gauge Telespar square steel tubing one size larger than the intended signpost is driven into the ground until 1-2 inches is left above the surface.



Die cut knockout is punched out of post at desired location.



The sign is attached to a Qwik-Punch signpost, at ground level.



The signpost is then inserted into the opening of the anchor.



The signpost is secured to the anchor with a corner bolt or drive rivet.

Quick, Efficient, Single Person Installation Process

Specifications

MATERIAL—Steel posts conform to the Standard Specifications for Hot Rolled/ Carbon Sheet Steel, structural quality. ASTM Designation A1011, Grade 50.

FINISH— In-line, hot-dip galvanized zinc coating per AASHTO M-120, followed by a conversion coating and a clear organic topcoat.

YIELD STRENGTH—60,000 P.S.I. minimum

TELESCOPING PROPERTIES — Posts are straight, smooth, and readily telescope with consecutive larger size, 12-gauge Telespar tubing.

Qwik Punch:
The "Easier to Erect" System